

artist
ahead

Elmar Mihm

KLAVIER

+ DOWNLOAD ↓

50 MODERNE FINGERÜBUNGEN FÜR KLAVIER!

Die perfekte Sammlung für Spieltechnik, Fingerfertigkeit & Rhythmusgefühl
für Anfänger & Fortgeschrittene (inkl. QR-Codes & Audio-Download)

+
DOWNLOAD
Alle Übungen & Etüden
als Audio- und MP3-
Dateien!

+ QR-CODES

Scanne die enthaltenen QR-Codes und
gelange direkt zu den Hörbeispielen!

www.artist-ahead.de

Die Rhythmus-Pyramide



1



5


4

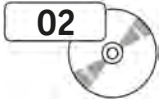


7



9





Kleine Übung in C-Lage



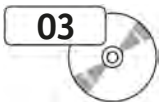
1

5

Detailed description: This system shows the first four measures of exercise 02. The music is in C major, 4/4 time. The right hand starts on middle C (C4) and plays a sequence of eighth notes: C4, D4, E4, F4, G4, A4, B4, C5. The left hand starts on G3 and plays a sequence of eighth notes: G3, F3, E3, D3, C3, B2, A2, G2. A first finger fingering '1' is indicated above the first note in the right hand, and a fifth finger fingering '5' is indicated below the first note in the left hand. The system ends with a repeat sign and a fermata over the final notes.

5

Detailed description: This system shows the next four measures of exercise 02. The right hand continues the eighth-note sequence from the previous system. The left hand continues its eighth-note sequence. A first finger fingering '1' is indicated above the first note in the right hand. The system ends with a repeat sign and a fermata over the final notes.



Fünf Noten in C-Moll



1

5

Detailed description: This system shows the first four measures of exercise 03. The music is in C minor, 4/4 time. The right hand starts on C4 and plays a sequence of eighth notes: C4, D4, E4, F4, G4, A4, B4, C5. The left hand starts on G3 and plays a sequence of eighth notes: G3, F3, E3, D3, C3, B2, A2, G2. A first finger fingering '1' is indicated above the first note in the right hand, and a fifth finger fingering '5' is indicated below the first note in the left hand. The system ends with a repeat sign and a fermata over the final notes.

6


5

Detailed description: This system shows the next four measures of exercise 03. The right hand continues the eighth-note sequence from the previous system. The left hand continues its eighth-note sequence. A first finger fingering '1' is indicated above the first note in the right hand. The system ends with a repeat sign and a fermata over the final notes.

Früher oder später



1



5



9




13



Übung im 6/8-Takt



1



5

Handwritten musical notation for measures 1-4. The piece is in 6/8 time. The right hand (treble clef) plays a sequence of eighth notes: C4, D4, E4, F4, G4, A4, B4, C5, D5, E5, F5, G5, A5, B5, C6. The left hand (bass clef) plays a sequence of eighth notes: C3, D3, E3, F3, G3, A3, B3, C4, D4, E4, F4, G4, A4, B4, C5. A first ending bracket is placed over the first measure.

5



Handwritten musical notation for measures 5-8. The right hand continues with eighth notes: C5, D5, E5, F5, G5, A5, B5, C6, D6, E6, F6, G6, A6, B6, C7. The left hand continues with eighth notes: C4, D4, E4, F4, G4, A4, B4, C5, D5, E5, F5, G5, A5, B5, C6.

9



Handwritten musical notation for measures 9-13. The right hand continues with eighth notes: C6, D6, E6, F6, G6, A6, B6, C7, D7, E7, F7, G7, A7, B7, C8. The left hand continues with eighth notes: C4, D4, E4, F4, G4, A4, B4, C5, D5, E5, F5, G5, A5, B5, C6.

14



Handwritten musical notation for measures 14-17. The right hand continues with eighth notes: C7, D7, E7, F7, G7, A7, B7, C8, D8, E8, F8, G8, A8, B8, C9. The left hand continues with eighth notes: C4, D4, E4, F4, G4, A4, B4, C5, D5, E5, F5, G5, A5, B5, C6. The piece ends with a double bar line and repeat dots.



Vier Noten in D-Dur



1

5



Sekunden und Terzen



1 2 4 1 1 1 4 3 1 4 4

5 1 3 1 2 4 1 2 4 1 3 3 1 4 3 1 4 4

9 1 1 1 1 4 4 4



Triolen in G-Dur



Musical notation for measures 1-3 of 'Triolen in G-Dur'. The piece is in G major (one sharp) and 4/4 time. The right hand features eighth-note triplets with fingerings 4 2 1, 5 3 1, 4 2 1, and 5 3 1. The left hand plays a steady bass line with a triplet of quarter notes (3).

Musical notation for measures 4-6 of 'Triolen in G-Dur'. The right hand continues with eighth-note triplets and fingerings 4 2 1, 5 3 1, 4 2 1, 5 3 1, 4 2 1, and 5 3 1. The left hand plays a steady bass line with a triplet of quarter notes (4, 5).

Musical notation for measures 7-8 of 'Triolen in G-Dur'. Measure 7 is the first ending (1.) and measure 8 is the second ending (2.). Both feature eighth-note triplets with fingerings 4 2 1. The left hand plays a steady bass line with a triplet of quarter notes.

Musical notation for measures 9-10 of 'Triolen in G-Dur'. Measure 9 features eighth-note triplets with fingerings 5 3 1, 4 2 1, 5 2 1, and 5 2 1. Measure 10 ends with a final chord with fingerings 5, 2, 1. The left hand plays a steady bass line with a triplet of quarter notes (5).



Wechseltakt




Musical notation for measures 1-4 of 'Wechseltakt'. The piece is in G major (one sharp) and 6/8 time. The right hand features eighth-note patterns with fingerings 5 3 1, 4 2 1, 3 2 1, 3 4, 5 3 1, and 3. The left hand plays a steady bass line with a triplet of quarter notes (5).

Rhythmusübung 3 in C-Dur




3



1

Detailed description: This system contains the first three measures of the exercise. The treble clef staff has a 4/4 time signature and a repeat sign at the beginning. The melody consists of eighth notes: C4, D4, E4, F4, G4, A4, B4, C5. The bass clef staff has a 4/4 time signature and a first ending bracket under the first measure. The bass line consists of eighth notes: C3, G2, F2, E2, D2, C2, B1, A1.

4



Detailed description: This system contains measures 4, 5, and 6. The treble clef staff continues the eighth-note melody: C5, B4, A4, G4, F4, E4, D4, C4. The bass clef staff continues the eighth-note bass line: G1, F1, E1, D1, C1, B0, A0, G0.

7



Detailed description: This system contains measures 7, 8, and 9. The treble clef staff continues the eighth-note melody: B3, A3, G3, F3, E3, D3, C3, B2. The bass clef staff continues the eighth-note bass line: F0, E0, D0, C0, B0, A0, G0, F0.

10



Detailed description: This system contains measures 10, 11, and 12. The treble clef staff continues the eighth-note melody: E2, D2, C2, B1, A1, G1, F1, E1. The bass clef staff continues the eighth-note bass line: D0, C0, B0, A0, G0, F0, E0, D0.

13



Detailed description: This system contains the final three measures of the exercise. The treble clef staff continues the eighth-note melody: C1, B0, A0, G0, F0, E0, D0, C0. The bass clef staff continues the eighth-note bass line: C0, B0, A0, G0, F0, E0, D0, C0. The piece ends with a double bar line and repeat dots.

Dreiklänge in linker Hand als Begleitpattern



Musical notation system 1 (measures 1-4). Treble clef, 4/4 time. Bass clef accompaniment with fingerings 5 3 1, 5 3, 5 3 1. Treble clef notes include a 4th fingered note and a 1st fingered note.

Musical notation system 2 (measures 5-8). Treble clef, 4/4 time. Bass clef accompaniment with fingerings 5 3 1, 5 3 1. Treble clef notes include a 5th fingered note and a 1st fingered note.

Musical notation system 3 (measures 9-12). Treble clef, 4/4 time. Bass clef accompaniment. Treble clef notes include a 3rd fingered note.

Musical notation system 4 (measures 13-16). Treble clef, 4/4 time. Bass clef accompaniment. Treble clef notes include fingerings 5, 1 2 1 3 5, and first ending (1.) with a 4th fingered note.

Musical notation system 5 (measures 17-20). Treble clef, 4/4 time. Bass clef accompaniment. Treble clef notes include second ending (2.) with a 4th fingered note and a 2nd fingered note. Measure 20 ends with a double bar line and repeat sign.



Die kurze Vorschlagnote



1 2 2 3 3 4 4 5 1 2 2 3 3 4 2 3

5 4 5 3 4 2 3 1 2 1 2 2 3 1 2



Pop-Groove in E-Moll



5 3 1 5 3 1

4 5 3 1

7 4 3 1 4 2 1 5 3 1



Bass-Groove in A-Moll



5 3 4 2 3 1 2 1

5 5 3

9 5 3 4 2 3 1 2 1 5 4 2

13 5 3

16 5 3 4 2 5 3 1 2 1



50 MODERNE FINGERÜBUNGEN FÜR KLAVIER!

**+
QR-CODES**
Scanne die QR-Codes
und gelange direkt zu
den Hörbeispielen!

**artist
ahead**

Die perfekte Sammlung für Spieltechnik, Fingerfertigkeit & Rhythmusgefühl
für Anfänger & Fortgeschrittene (inkl. QR-Codes & Audio-Download)

Fingerübungen machen keinen Spaß! Oder doch?

Diese Sammlung von **50 kurzen Übungen** und **klangschönen Etüden** fördert das **moderne rhythmische** und **melodische** Klavierspiel und möchte **Freude am Üben** bereiten. Typische pianistische Herausforderungen wie **präzises Zusammenspiel** als auch **rhythmische Unabhängigkeit der Hände**, verschiedene **Spieltechniken** und das **Lesen von Rhythmus** werden anhand **moderner Spielmuster, Motive** und **Stilstiken** effektiv trainiert. All das wird kombiniert mit **schönen Melodien, Charme, Witz** und **rhythmischen Finessen**. Überwiegend werden **einfache Ton- und Taktarten** verwendet. **"50 moderne Fingerübungen für Klavier"** richtet sich an Klavierschüler **ab dem zweiten Unterrichtsjahr** sowie an **fortgeschrittenere Pianistinnen und Pianisten**.

QR-Codes, Download-Material & Audio-CD

Scanne die im Buch enthaltenen **QR-Codes** mit dem Smartphone oder Tablet und gelange direkt zu den Hörbeispielen. Unter **www.artist-ahead-download.de** stehen alle Übungen & Etüden als Audio- und MP3-Dateien zum Download zur Verfügung. Eine **Audio-CD** mit allen Titeln zu diesem Buch ist in unserem Onlineshop unter **www.artist-ahead.de** erhältlich.



Der Autor – Elmar Mihm lebt in Geisa, Thüringen. Er genoss eine Ausbildung in den Bereichen Klavier und Orgel sowie Komposition und Improvisation. In diversen Rock- und Pop-Bands ist er bundesweit unterwegs. Seit 2009 ist Mihm als Dozent für Klavier, Orgel und Keyboard tätig. In den letzten Jahren widmete er sich vermehrt der Kompositionstätigkeit.



FINGERÜBUNGEN AM KLAVIER
Die ultimative Sammlung für Spieltechnik, Fingerfertigkeit & Rhythmusgefühl
A4-Buch inkl. QR + Download, 48 S.
Elmar Mihm
ISBN 978-3-86642-194-3



FESTLICHE KLAVIERMUSIK
20 leicht bis mittelschwer spielbare Klavierstücke für feierliche Anlässe
A4-Buch inkl. QR + Download, 40 S.
Elmar Mihm
ISBN 978-3-86642-201-8



MODERN PIANO ROMANCE
16 leicht spielbare, romantisch-moderne Kompositionen für Klaviervieliebte
A4-Buch inkl. Download, 48 S.
Elmar Mihm
ISBN 978-3-86642-175-2



IT'S TIME FOR PIANO!
Leicht spielbare, romantisch-emotionale Klaviermusik
A4-Buch inkl. Download, 48 S.
Elmar Mihm
ISBN 978-3-86642-193-6



DAS BEZAUBERHAFTE WEIHNACHTSBÜCHLEIN
Die schönsten Weihnachtslieder für Klavier zum Spielen & Mitsingen
A4-Buch inkl. Download, 64 S.
Elmar Mihm
ISBN 978-3-86642-177-6

www.artist-ahead.de

ISBN 978-3-86642-212-4

